

Build a better sand castle - on the beach or in a sandbox. All you need is sand, water, some carving tools (we'll help you find them) and this book..

## How To Build a Better Sand Castle

**Buy The Complete Version of This Book at  
Booklocker.com:**

<http://www.booklocker.com/p/books/161.html?s=pdf>


**The S.o.B.\***

“take me to the beach”

# **Sand Castle Book**

by

**Lucinda “sandy feet” Wierenga**



photos by  
**Amazin' Walter McDonald**

**\*Sons of the Beach**

**More than you would ever want to know about the**

## **Sons of the Beach**

### **CONTESTS**

The Sons of the Beach began competing at a professional level in 1987, when we took second place in the masters division of the Neptunefest Contest in Virginia Beach. Since then, we have competed at the World Championships at Harrison Hot Springs, British Columbia - which is an invitational - four times; three times as a team.

In 1996, we competed against each other in the solo division. Amazin' Walter's sculpture, entitled "Owed to Gaudi" took third place in the solo division, while feet's piece "Sandcastle: Click Here" won the "Best Handstacked" Award.

For the past eleven years, the Wizards have worked with the South Padre Island Chamber of Commerce in organizing and promoting local sand sculpture contests, including the annual South Padre Island Sand Castle Days scheduled for the third weekend in October. The SoBs help organize the event and build a demonstration sculpture in the three days leading up to the contest.

### **CONTRACTS**

For the past ten years the Wizards have been hired by various South Padre Island resort properties to build weekly demonstration castles throughout the summer and on into the fall season. In addition, we build "personalized" castles for numerous private parties, malls, conventions, marriage proposals, promotional events, corporate team building exercises and advertising campaigns - both locally and throughout the country.

We get a lot of our work right on our home beach building demonstration castles for convention and other groups meeting on South Padre Island, TX. In 1987, we organized the building of the world's longest sand sculpture, the 10,760 ft long Millerpede - as noted in the '88-'90 editions of the *Guinness Book of World Records*.

### **PUBLICITY**

In April of 1997, the SOB's were the focus of a 30 second TV spot for Best Buy Corp. The ad features Amazin' and feet building a castle on the beach and working on our award-winning web-site in feet's office. In the summer of 2000, sandy feet was featured in the LandsEnd kid's catalogue - which came out just about the time CNN viewer's were seeing the sand castle central site URL flashing across their screens every half hour...

### **THE SOB TECHNIQUE**

While other professional sand castle building teams create spectacular sculptures and faithful replicas by using forms, heavy equipment and crowds of volunteers, the SOB technique is different in that all structures - towers, walls, arches and combinations of the three - are individually constructed by Amazin' Walter, then intricately carved by sandy feet. No two castles are alike. The building/carving process provides spectators with a unique form of entertainment, as well as useful tips and instruction which they may later apply to their own sandcastle building experiences on the beach.

The SOB sandcastling technique is succinctly and entertainingly presented in their first book, *Sand Castles Step-by-Step*, published in July of 1990 by Meadowbrook Press. Though currently out of print, the book was released in Japanese in May 1997. You are looking at the new and improved English version.


Since 1990, we have put new emphasis on the "helping others have fun" aspect of being an SOB by teaching others how to build better sandcastles. Just an hour's worth of instruction - with tips on what to build, how to build and how to find or make carving tools - have helped literally thousands of people have more fun at the beach.

To find out more about who we are and what we do please visit our company web-site at

<http://sonsofthebeach.com>

---

At <http://sandcastlecentral.com> you will find a comprehensive and up-to-date resource for all things sandsculpture, including a list of master sculptors, contest information, links to other sandsculpting sites -- and LOTS of photos.



## **The S.o.B. Pledge:**

**“I promise to HAVE FUN  
Help others HAVE FUN  
and  
UNLITTER!”**

**unlitter: to properly dispose of more garbage than you generate**

Beta Version - Formatted to PDF 9/00

This book was created in Pagemaker on a Power Macintosh - content and design by sandy feet; photography by Amazin' Walter, with additional photos provided by sandy feet and Dennis Barrett. Many of the illustrations were taken from *Sandcastles Step-by-Step* as originally drawn by Alan Carrington.

All contents © 1999-2000 by the Sons of the Beach and may not be reproduced without the express permission of the SOBs.

# Introduction

Some 15 years ago I fell in love with the gritty, crystalline substance that blankets the beaches of South Padre Island, Texas. I landed there by chance. Meeting Amazin' Walter - a serious sand guy with other amazing abilities - was another pivotal occurrence. Another beach or another clown and I might never have had my eyes opened to sand's amazing properties. I am one lucky SoB.

I never saw myself as the "artistic type." If you cannot draw a convincing stick person and are worried that you will not be able to build a good sandcastle, then please meet a person who has walked a mile in your flip flops. Over the past decade, we have taught literally thousands of people how to build a better sandcastle. If you are interested enough to be reading this book, I am pretty confident we can teach you too. Don't live by the beach? Build yourself a sandbox! Not artistic? It's not a requirement. Don't like to get sandy? Well, there might be a problem here....


Serious sand sculpture, simply put, is tossing sand into the sky and convincing it to stay there long enough to be carved into something interesting. Sandsculpting is -- not exactly a sport, but more physical than an art form -- requiring a strong back and a light touch. At the professional level, sandsculpting has much in common with figure skating and ballet in that it is competitive, real time art. Of course you do not have to be "serious" about it to have fun with it -- but the more you build, the better you get, the more fun you will have. *Serious* fun.

This book was written for the "beach person" who has perhaps already discovered

that wet sand does tricks and would like to discover how to make it do even better tricks. Our goal is to clue you in on some shortcuts to creating your best sandcastle ever - as simply as possible. I'm not going to try to convince you that carving sand is a useful and worthwhile activity that everyone should regularly engage in... even though it really is. You will just have to discover that for yourself.

## The Tools

We'll be honest: we want to sell you a set or two, so the carving sugges-



tions within these pages are closely tied to the tools and how they can best be used. But we will also be honest and tell you that you do not *need* specialized tools of any sort. "Found tools" lurking in your kitchen and junk drawers - or even free plasticware - will suffice.

But if you want the best - and want to get the most out of this book - you can order a set of tools directly from us by 1. Calling SoB World Headquarters (956-761-6222), 2. Writing us at P.O. Box 2694, South Padre Island, TX, or 3. Visiting our web page at

<http://unlitter.com/shop/> - where you will also find links to contest information, a master sculptor list, lots of photos and more sand sculpting resources then you can shake a trowel at.


Enjoy!



# Getting Started

What you need:

**Sand** - This may seem a bit obvious.... but one woman's sand is another man's gravel. Generally speaking, fine, flat-grained, unwashed sand is better than the alternatives. If you are at a beach, you don't have a lot of choice here, but it can help when you are looking for sandbox material from a commercial sandlot.



**Water** - Maybe not as obvious but every bit as important as good sand is a good water source. This should be easy if you are on a beach. We like to start by digging a hole down to the water. Pick a spot just above the point where the highest waves are washing up — where the wet sand meets the dry — and dig. A **long-handled shovel** comes in very handy for this part.

**Buckets** - An alternative to digging a hole is building out of a bucket; we like the 5-gal. variety. Unless you have a hose handy, you will need two buckets (at least) - one to carry water and one to mix the sand and water in.

**Carving tools:** You probably have excellent sandcastle carving tools buried in kitchen drawers and tools boxes and you didn't even know it. Most kitchen knives and trowels can be used for sandcastle carving - anything with a straight edge - but metal cuts cleaner than plastic.

## Building In A Sandbox

A couple of buckets will come in handy here. Just fill one up with sand and then pour on the water until the sand is thoroughly saturated and the water puddles on top.

This is also a good technique to employ on the beach when you are building too far away from your hole or when you are going for major altitude.

## Building On the Beach

The easiest way to get started on the beach is to dig a hole. Pick a spot where the wet sand meets the dry (taking into account tidal trends) and keep digging until you hit water. Keep in mind that you are aiming for *depth*, not width. The hole will get wider as you begin pulling wet sand from its depths.

Pack the sand from your hole into a pile. This will serve as the base for your largest tower.

See what's happening in MY sandbox at <http://sandyfeet.com/sand/sandbox/>



*get the pounding out of your system here*

Build a better sand castle - on the beach or in a sandbox. All you need is sand, water, some carving tools (we'll help you find them) and this book..

## How To Build a Better Sand Castle

**Buy The Complete Version of This Book at  
Booklocker.com:**

<http://www.booklocker.com/p/books/161.html?s=pdf>